



# TEKS Assessment Generator (TAG)

This document was created to help schools utilize the web-based applications offered by DMAC Solutions.®

Click on the sections below or scroll to the next page to see step-by-step instructions. As always, please contact us if you have any questions!

## Contents:

*(click to view)*



SETTINGS



CREATING A NEW TEST



ADVANCED SEARCH



PREVIEWING ITEMS



COPY/EDIT ITEMS



PRINTING A TEST



TEST LIBRARY



TEST KEY TO TEKSCORE



ADDING ITEMS IN TAG



TEKS-RS TEST IN TAG



PASSAGES

# TAG

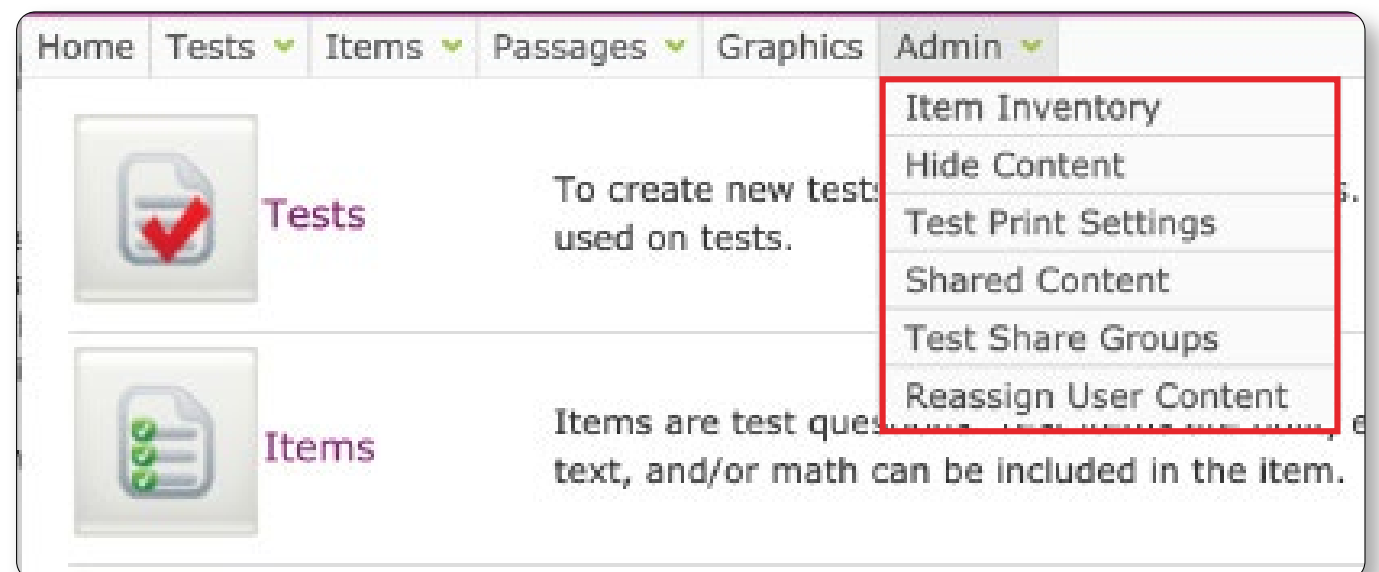
**Log in to DMAC Solutions® at <https://www.dmac-solutions.net>**

*\*Teacher user names and passwords are automatically generated based on class roster uploads sent to DMAC. The DMAC District/Campus Administrators can create logins for other user roles.*

**Click on TAG**

## Admin Settings

- District Administrator(s) have access to ALL settings
- All other DMAC roles only have access to:
  - Item Inventory
  - Test Share Groups



## Item Inventory

### Content Area

Mathematics	26,738
ELA & Reading	18,394
Science	11,758
Social Studies	8,585

### Courses for Mathematics

Course	Total	TAG	TEA	TEKS-RS
Totals	26,738	12,898	8,036	5,804
Math-K	273	272	1	0
Math-Gr1	693	684	9	0

**Item Inventory** - (accessible to ALL DMAC Roles)

- View number of items in TAG
- Items are categorized by source:
  - TAG/TEA/TEKS-RS
  - Content Area/Grade Level/SE

## Hide Content

This district-wide setting can only be configured by a district administrator and applies to teacher accounts only.

Select the content to hide:

- ☒ TAG
- ☒ TEKS-RS
- ☐ TEA (all)
  - ☐ Interim
  - ☐ STAAR 2019
  - ☐ STAAR 2018
  - ☐ STAAR 2017
  - ☐ STAAR 2016
  - ☐ STAAR 2015
  - ☐ STAAR 2014
  - ☐ STAAR 2013
  - ☐ TAKS

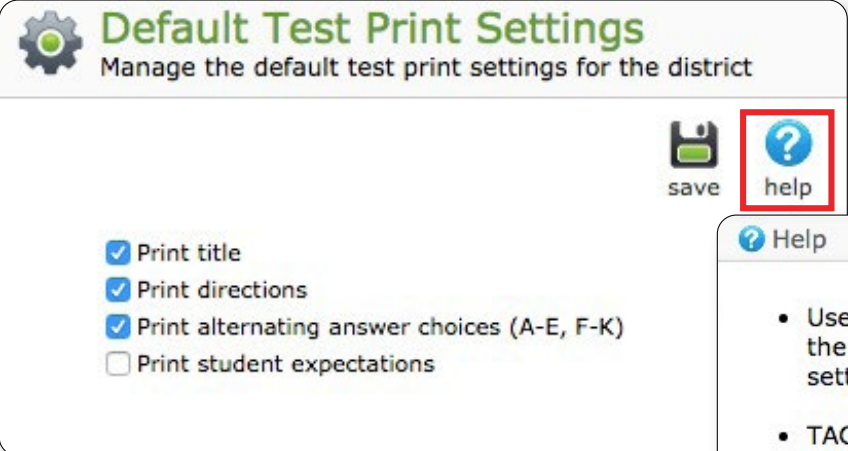
Any changes will be applied immediately when saved.

### Hide Content - (accessible only to DMAC Admin)

- Check box next to Content type to restrict access to users below the campus level (e.g., Teacher login)

### Test Print Settings (accessible ONLY to DMAC Admin)

- Manage the default test print settings for the district



**Default Test Print Settings**  
Manage the default test print settings for the district

☒ Print title  
☒ Print directions  
☒ Print alternating answer choices (A-E, F-K)  
☐ Print student expectations

**Help**

- Use this option to modify the default test print settings for the district.
- TAG users will be able to overwrite the defaults temporarily using the settings option on the Tests list.

### Shared Content (accessible ONLY to DMAC Admin)

Assign automatic access to specific users for ALL district tests (rights include view and copy but cannot modify or delete)

- > Search Users by name or partial name
- > Select User(s) and click **Save**
- > Selected name will appear in window to the left




### Test Share Groups (accessible to ALL DMAC Roles)

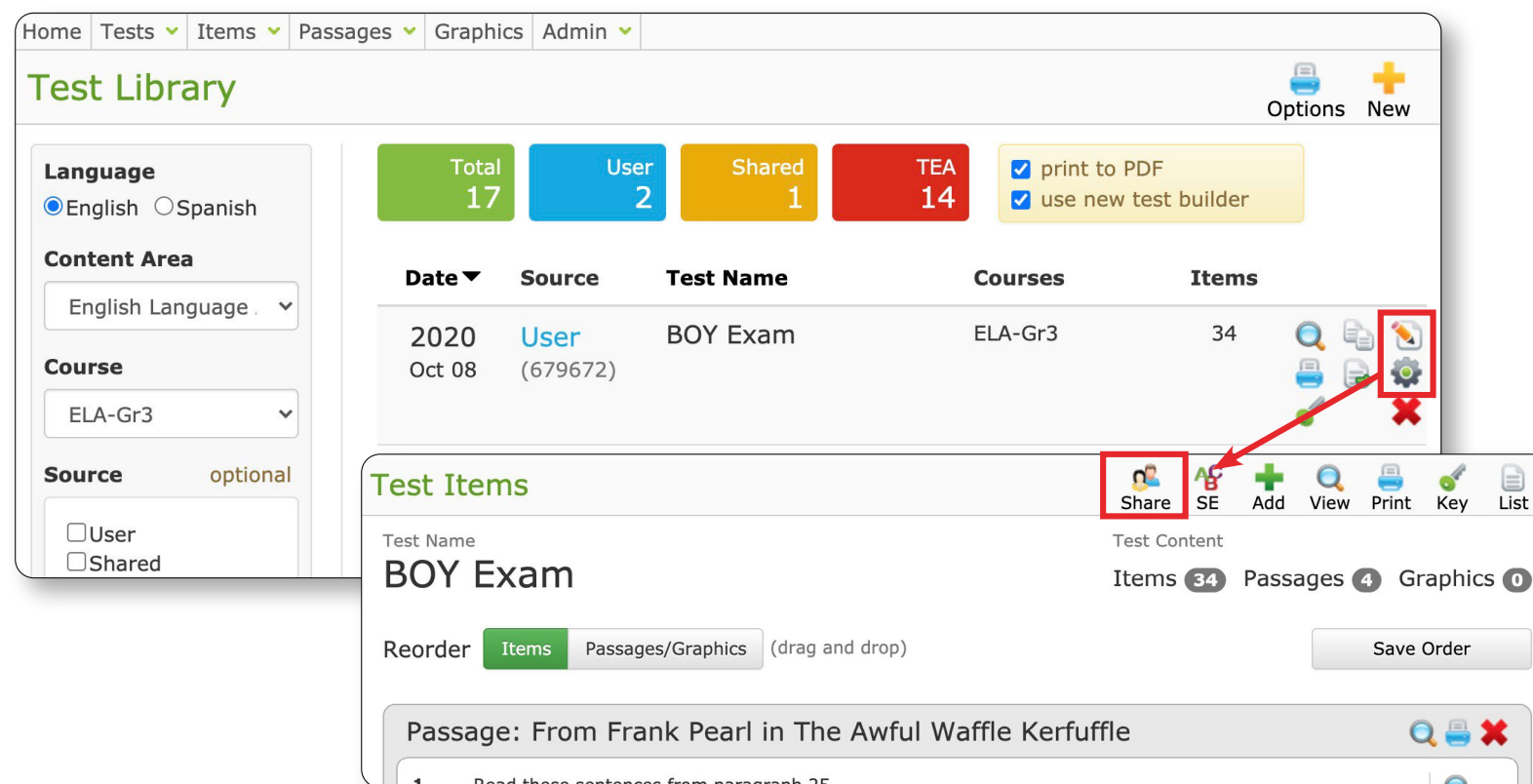
Select **Test Share Groups** to manage groups of users to share tests with:

- > Click to **view**, to **edit** and to **delete**
- > Click to create a new group. (Groups may also be created through Share when making a test)
  - Name group and click add
  - Select User(s) and click to add
  - Click to **Save**

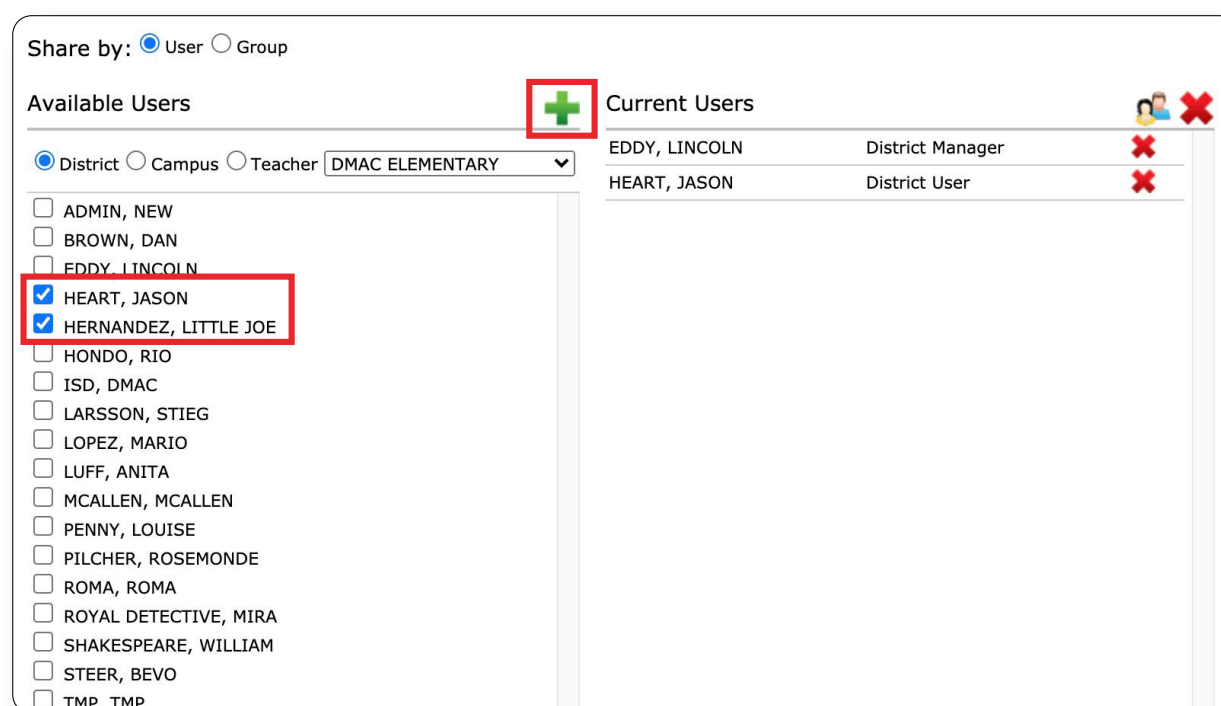
## Sharing a Test

Any user may share a test they have created with other users or with a Share Group


- From the test list, Click  or  by test name and click  **Share** to share user test



The screenshot shows the 'Test Library' interface. On the left, there are filters for Language (English/Spanish), Content Area (English Language), Course (ELA-Gr3), and Source (User/Shared). The main table lists tests with columns: Date, Source, Test Name, Courses, and Items. A row for 'BOY Exam' is highlighted. To the right of the table, there are icons for 'Share', 'SE', 'Add', 'View', 'Print', 'Key', and 'List'. A red box highlights the 'Share' icon. Below the table, the 'Test Items' window is open, showing the 'BOY Exam' details and a list of items. A red box highlights the 'Share' icon in the 'Test Items' window.




The screenshot shows the 'Share by' dialog box. It has a 'Share by' section with 'User' selected. Below it, there are two lists: 'Available Users' and 'Current Users'. The 'Available Users' list includes names like ADMIN, NEW, BROWN, DAN, EDDY, LINCOLN, HEART, JASON, HERNANDEZ, LITTLE JOE, HONDO, RIO, ISD, DMAC, LARSSON, STIEG, LOPEZ, MARIO, LUFF, ANITA, MCALLEN, MCALLEN, PENNY, LOUISE, PILCHER, ROSEMONDE, ROMA, ROMA, ROYAL DETECTIVE, MIRA, SHAKESPEARE, WILLIAM, STEER, BEVO, and TMP, TMP. The 'Current Users' list includes EDDY, LINCOLN (District Manager) and HEART, JASON (District User). A red box highlights the 'Current Users' list, and a green plus icon is highlighted in the top right corner of the dialog box.

- Select Users or Group and click 
- Selected User/Group will appear in the window to the right
- Close window






(District Admin settings continued)

## Reassign User Content (accessible ONLY to DMAC Admin)

- > Assign content created by a user no longer in the district to a current user.
- > Select TAG Original user
- > Select a Current User
- >  **Save**

### TAG User Content Reassign

 Save
  Reset
  Help

TAG Original User

☐ ADISTRICT, USER  
☐ BADAR, MAHNOOR  
☒ BELL, TRISTA  
☐ COLEMAN, GABRIELLA  
☐ GUERRERO, ALEXANDRA  
☐ LOSFRESNOS, LOSFRESNOS  
☐ MILLIGAN, MOLLY  
☐ RAMOS, JENNIFER  
☐ UNKNOWN, UNKNOWN  
☐ UNKNOWN, UNKNOWN  
☐ UNKNOWN, UNKNOWN  
☐ UNKNOWN, UNKNOWN

Current Users

☒ District ☐ Campus ☐ Teacher
 


DMAC High

EDDY, LINCOLN

## Tests in TAG


- > Click **Tests** from TAG home Screen or white navigation bar

Home Tests Items Passages Graphics Admin




Tests

To create new tests and manage existing ones. Graphics, reading passages, and test items are used on tests.



Items

Items are test questions. Test items are built, edited, and deleted using the item option. Graphics, text, and/or math can be included in the item.



Passages

Use this option to type a new reading passage or cut and paste one from a text editing tool. Once entered, reading passages can be edited or deleted.

## Creating a New Test in TAG

- > Click **+ New**
- > Click **Merge** to select multiple tests to combine

- > The test **Name** is the only required field. **Keyword(s)** and **Directions** are optional. If the user enters keywords, separate the words or phrases by commas
- > **add items after save** (default) - allows users to add items to test after clicking save. Un-check to add items at a later time
- > Click **Save** or **Cancel**

### Test Library



### New Test

#### Language

☒ English ☐ Spanish

#### Test Name

#### Directions (optional)

#### Keywords (optional)



one or more words/phrases separated by a comma

☒ add items after save






Save

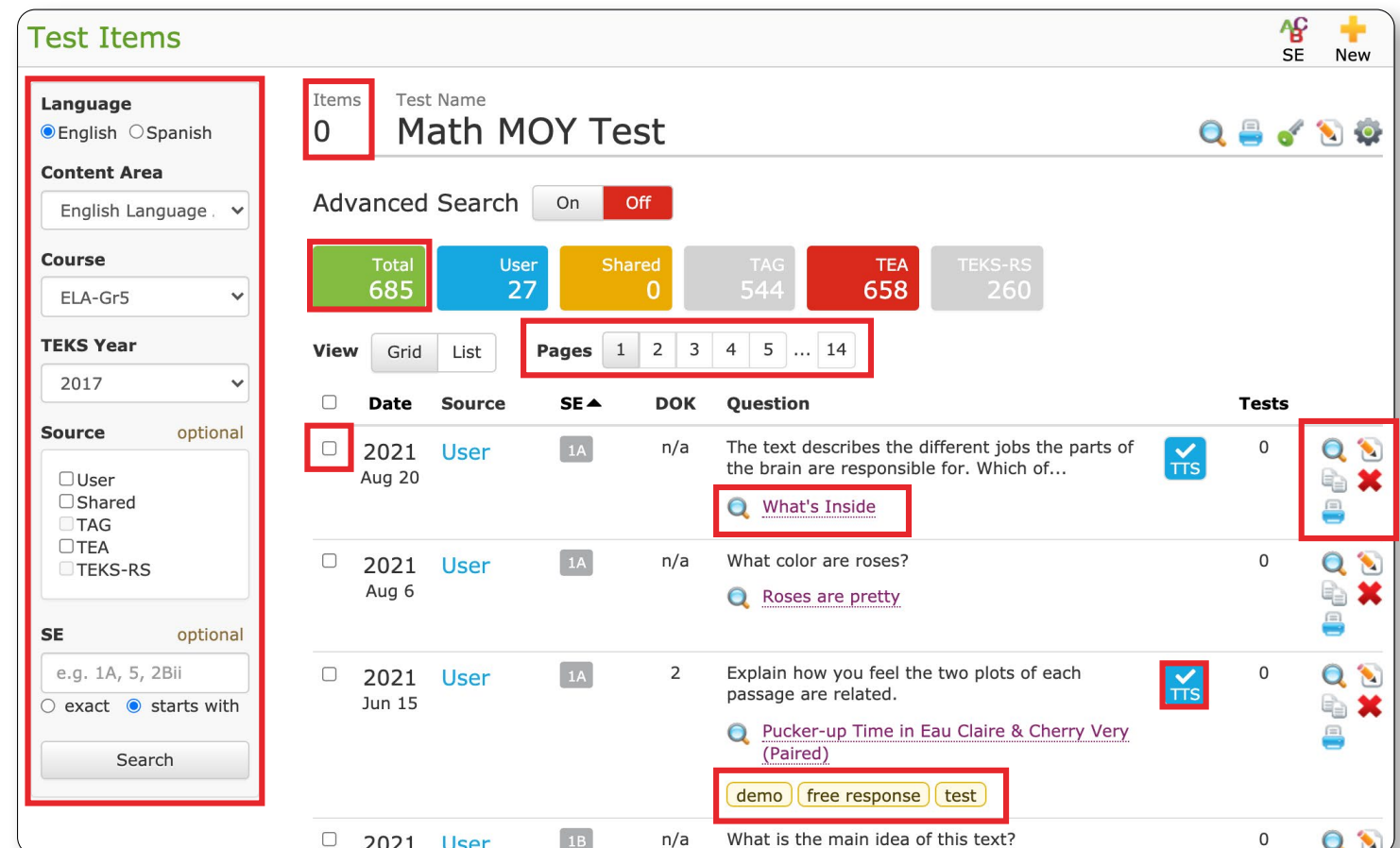
Cancel

## Add Items to Test

- > Select the **Language, Content Area, Course, TEKS Year, Source,** and/or **SE**
- > Click **Search**. All of the items in the application for the selected filters will appear in the window
- > The **number of items** in the search is shown in the green Total box
- > Navigate between **pages** using the page numbers above the items
- > Click on Column Headings (**Date & SE**) to sort items displayed.
- > Click keyword in the yellow box to filter by keyword
- > Click on  beside passage to see a preview. To filter for all items attached to a particular passage, click on Passage title
- > Click item box to add to test (items will automatically save, and the number will update at the top as you add). Click top box to add all items in your search
- >  - Item has been approved for Text-to-Speech. Click to review item.

Icons to the right of items added to the test offer the following options:

- >  **Preview** item
- >  **Edit** items (user items only)
- >  **Copy** Item (this creates an editable user item)
- >  **Delete** item (user items only)
- >  Print preview of item



The screenshot shows the 'Test Items' interface. On the left, there are filter sections for Language (English/Spanish), Content Area (English Language), Course (ELA-Gr5), TEKS Year (2017), Source (User, Shared, TAG, TEA, TEKS-RS), and SE (e.g., 1A, 5, 2Bii). A 'Search' button is at the bottom of the filters. The main area displays 'Math MOY Test' with 0 items. It shows a summary of item counts: Total 685, User 27, Shared 0, TAG 544, TEA 658, and TEKS-RS 260. Below this is a table of items with columns: Date, Source, SE, DOK, Question, and Tests. The first item is dated 2021 Aug 20, from User, SE 1A, DOK n/a, with the question 'The text describes the different jobs the parts of the brain are responsible for. Which of...'. It has a 'What's Inside' link and a 'TTS' icon. The second item is dated 2021 Aug 6, from User, SE 1A, DOK n/a, with the question 'What color are roses?' and a 'Roses are pretty' link. The third item is dated 2021 Jun 15, from User, SE 1A, DOK 2, with the question 'Explain how you feel the two plots of each passage are related.' and a 'Pucker-up Time in Eau Claire & Cherry Very (Paired)' link. The fourth item is dated 2021, from User, SE 1B, DOK n/a, with the question 'What is the main idea of this text?'. Each item has a checkbox, a 'demo' button, a 'free response' button, and a 'test' button. On the right side of each item, there are icons for preview, edit, copy, delete, and print.



## Filtering Items using Advanced Search

The screenshot shows the 'Test Items' interface with the 'Advanced Search' modal open. The modal contains the following sections:


- Year:** 4-digit year
- TEKS-RS Unit:** e.g. 1, 2A, 3C
- Response Type:** Multiple Choice, True/False, Griddable, Rubric
- Dual SE:** e.g. 1A, 5, 2Bii; show items that have dual SE
- Depth of Knowledge (DOK):** 1, 2, 3, Undefined
- Passage Genre:** Fiction, Poetry, Drama, Literary Nonfiction, Expository/Informational, Persuasive/Argumentative, Multimodal
- Passage Title:** word or phrase in title; show items that have passages
- Question:** word or phrase in question
- Keywords:** keywords separated by comma

The 'Advanced Search' toggle is highlighted with a red box and an arrow pointing to the 'On' button. The 'Response Type' filter is also highlighted with a red box and an arrow pointing to the 'X' icon.

- Click **On** by **Advanced Search**
- Filter by **Year**, **Response Type**
- Select multiple **Dual Student Expectations**
- ELAR may select **Passage Genre**
- Only Districts that purchase TEKS-RS may use TEKS-RS Unit filter to access pre-bundled assessment questions
- Filter by **Passage Title** (or partial title), **Question** and/or **Keywords**
- To remove an **Advanced Filter**, click the red **X** on the filter box
- After completing selections, click **Apply**

The screenshot shows the 'Advanced Search' filter box with the 'On' button highlighted. Below the toggle, there are two filter boxes: 'Response Type' and 'Passage Genre'. Both have a red 'X' icon next to them, indicating they can be removed.

## Previewing Items

- Preview item information by clicking  to the right of each item
- Grid view is the default view, click **list** to expand and see all questions and answer choices

### Test Items

Language

☒ English
 ☐ Spanish

Content Area

English Language .

Course

ELA-Gr6

TEKS Year

2017

Source

optional

☐ User
 ☐ Shared
 ☐ TAG
 ☒ TEA
 ☐ TEKS-RS

SE

optional

e.g. 1A, 5, 2Bii

☐ exact
 ☒ starts with

Search

Items

48

Test Name

STAAR 04 2013 06 RE E 0

Advanced Search

On Off

Total

586

User

16

Shared

0

TAG

905

TEA

586

TEKS-RS

235

View

Grid

List

Pages

1 2 3 4 5 ... 12

☐ 2019  
May  
TEA  
SE  
2A  
DOK  
1  
Tests  
0

Read the dictionary entry.

capture \ˈkɑp-cher\ v

1. to gain control by force 2. to hold someone's interest 3. to take an opponent's piece in a game 4. to preserve a mood, scene, or quality

Which definition most closely matches the way the word capture is used in paragraph 2?

A Definition 1

B Definition 2

C Definition 3

D Definition 4

STAAR

2019


May

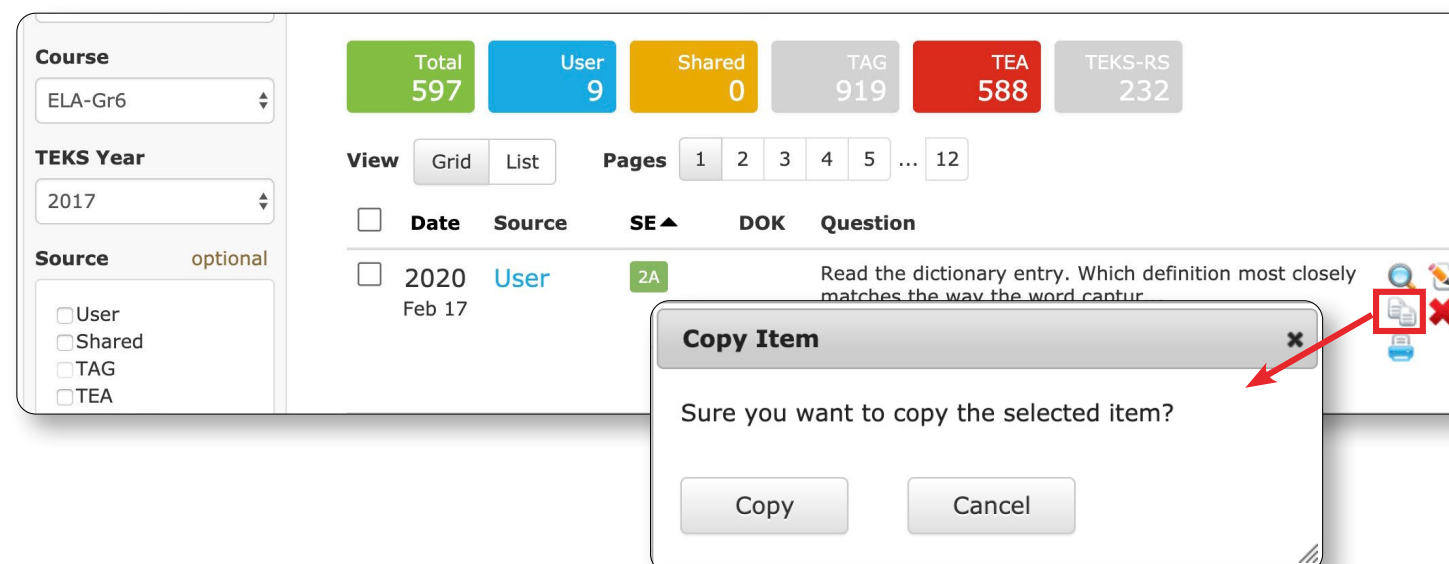
Reading

Grade 06

#3

## Revise Items from Add Items Screen

- > From the **Add Test Items** Screen, you have the ability to copy an individual item
  - Click **Copy**  to the right of the item.



In new window:

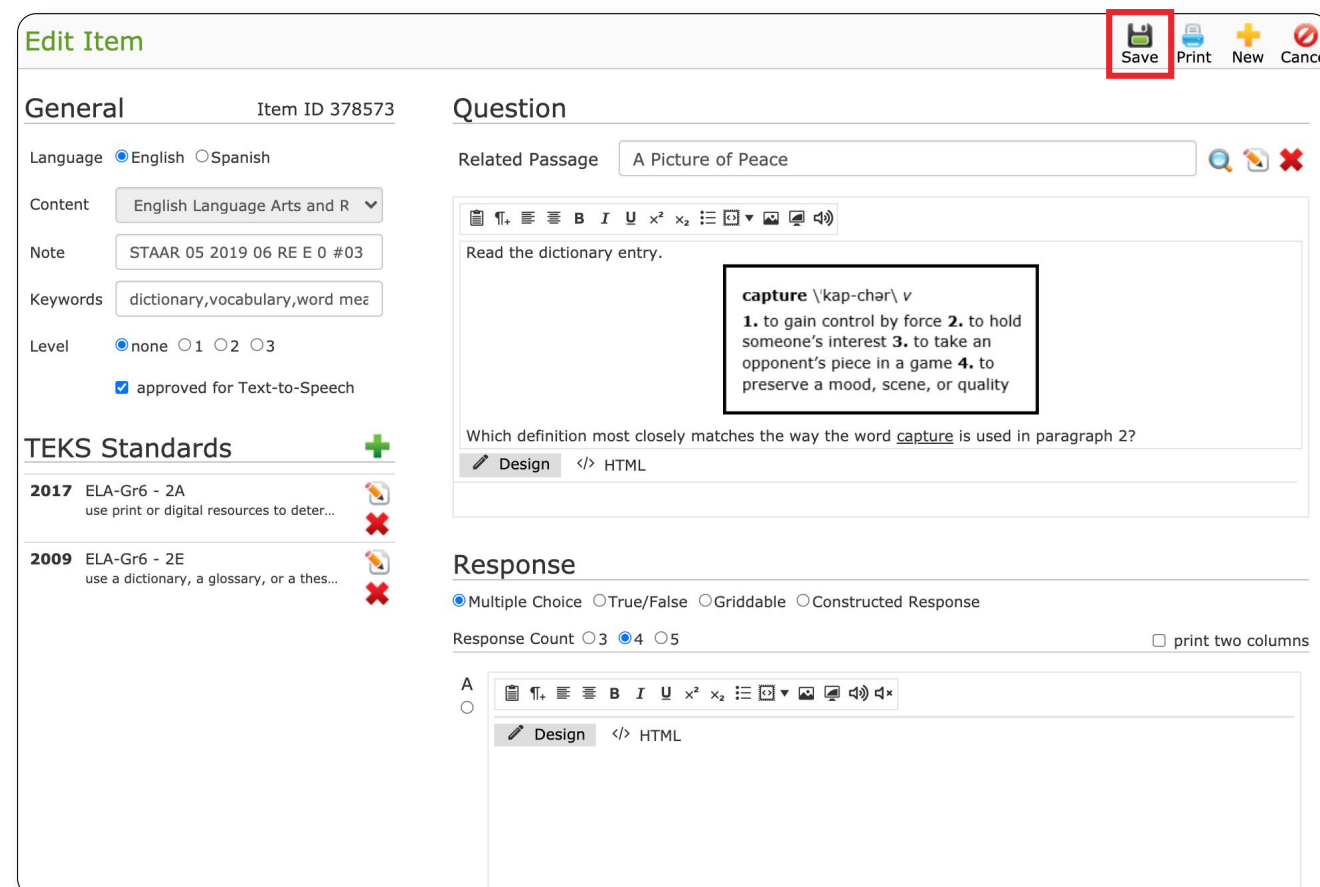
### > General

- Edit General information
- Add/Edit/Delete **Student Expectations**

### > Question

- Click in the question box or answer box to access the tool bar to make changes
- Edit **Question**, **Question Type**, **Correct Response** and **Responses**
  - Click **Griddable** to edit how a griddable will be viewed on an Online Test

### > Save



## Preview Test

The screenshot shows the 'Test Items' interface. On the left, there are filters for Language (English selected), Content Area (English Language), Course (ELA-Gr6), and TEKS Year. The main area shows 'Items: 13' and 'Test Name: EOY 6th Grade Exam 1'. There are buttons for 'Advanced Search' (On/Off), 'Total 592', and 'User 3'. A red box highlights a magnifying glass icon in the top right corner, with a red arrow pointing to a pop-up window.

3. Read this dictionary entry.

**brilliant** \ˈbril-yənt\ *adj*  
 1. showing great intelligence  
 2. vivid in appearance 3. full of light 4. excellent or superior in performance

Which definition best matches the way the word brilliant is used in line 4?


A. Definition 1  
 B. Definition 2  
 C. Definition 3  
 D. Definition 4

4. In stanza 3, the phrase "Everywhere there is music" indicates that the speaker —

F. is distracted by the different sounds of nature  
 G. finds the sounds of the rain forest enchanting  
 H. wishes he could imitate the sounds he hears  
 J. can recognize certain birds by the sounds they make

5. The poem's structure helps the reader —

A. picture what a trip to the rain forest is like for the speaker  
 B. understand how much time the speaker spends in the rain forest  
 C. examine how the speaker's emotions about the rain forest change  
 D. realize how the speaker feels about the rain forest compared with other places

- > Select  by Test name
- > Items to preview are displayed in a pop-up window

## View Test Key

### Test Items

Language

☒ English
 ☐ Spanish

Content Area

English Language .

Course

ELA-Gr6

Items

13

Test Name

EOY 6th Grade Exam 1

Advanced Search

On Off

Total

592

User

3

Shared

0

AC

SE

New


🔍

🖨️

🔑

📝

⚙️

➤ Click  **Key** to view the Test Key

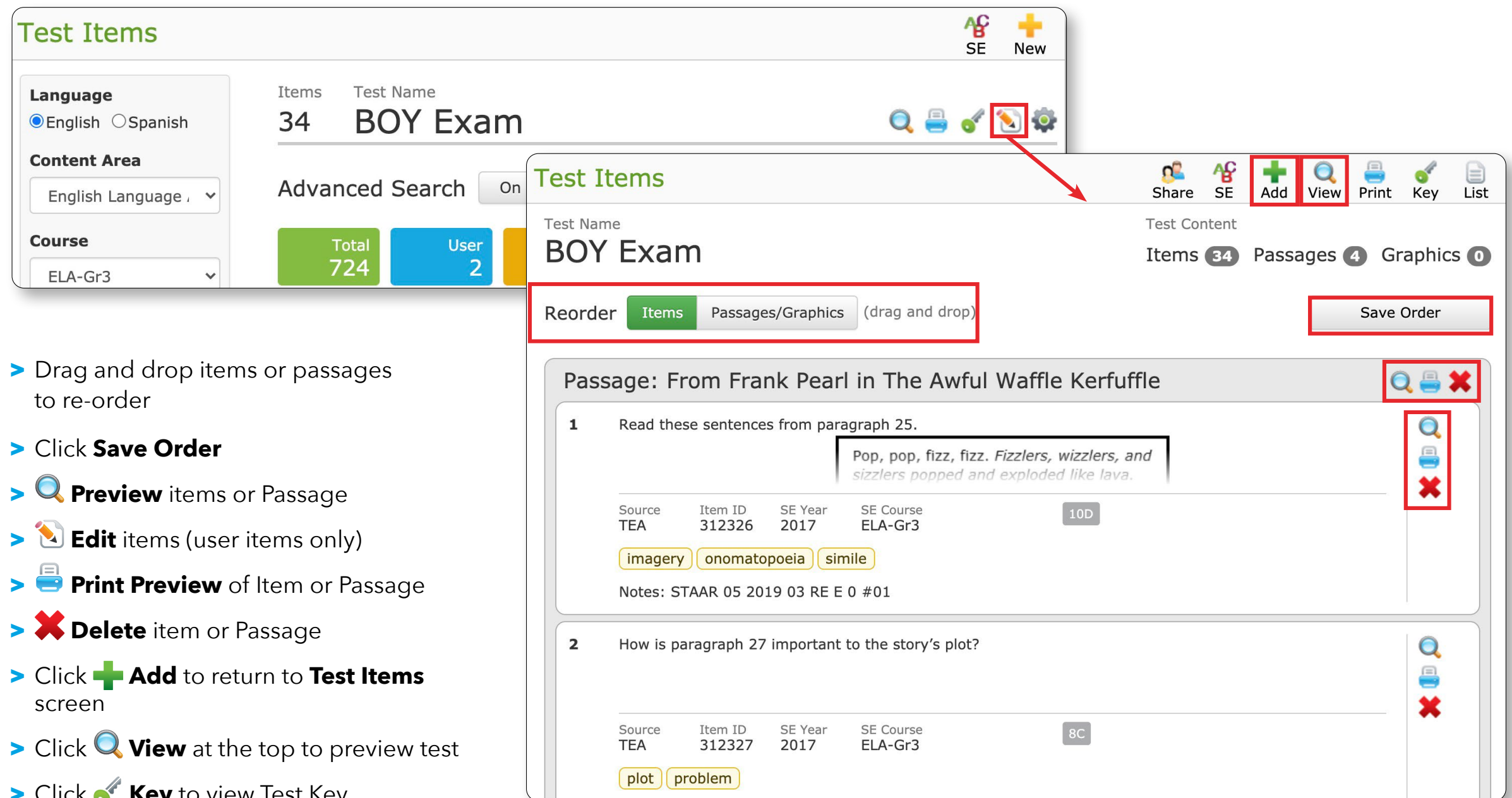
### User Test Key EOY 6th Grade Exam 1

Item	Correct	Year	Course	SE	SE Dual	Strd	RC	DOK
1	D	2017	ELA-Gr6	2A		R	1	1
2	G	2017	ELA-Gr6	5F		S	3	2
3	A	2017	ELA-Gr6	6C		S	3	1
4	H	2017	ELA-Gr6	6D		S	3	3
5	A	2017	ELA-Gr6	7A		S	2	3
6	F	2017	ELA-Gr6	7C		R	2	2
7	C	2017	ELA-Gr6	9D		R	2	1
8	G	2017	ELA-Gr6	2A		R	1	1
9	B	2017	ELA-Gr6	5F		S	3	2
10	F	2017	ELA-Gr6	5F		S	3	2
11	C	2017	ELA-Gr6	5F		S	3	2
12	H	2017	ELA-Gr6	6C		S	3	2
13	C	2017	ELA-Gr6	6C		S	3	1



## Edit Test Items (Saved to Test)

- > Click  to re-order test **Items**, **Passages** or **Graphics**



The screenshot displays the 'Test Items' interface for the 'BOY Exam'. The top section shows the test name 'BOY Exam' with 34 items. A sidebar on the left allows filtering by Language (English/Spanish), Content Area (English Language), and Course (ELA-Gr3). The main area shows a 'Reorder' section with tabs for 'Items', 'Passages/Graphics', and a 'Save Order' button. A detailed view of a passage item is shown below, titled 'Passage: From Frank Pearl in The Awful Waffle Kerfuffle'. The passage includes a text excerpt and two questions. The first question asks to read sentences from paragraph 25, and the second asks how paragraph 27 is important to the story's plot. The interface includes various action icons like 'Preview', 'Edit', 'Print Preview', 'Delete', 'Add', 'View', 'Key', and 'List'.

**Test Items**

Language: ☒ English ☐ Spanish

Content Area: English Language

Course: ELA-Gr3

Items: 34 Test Name: BOY Exam

Advanced Search On

Total: 724 User: 2

Reorder **Items** Passages/Graphics (drag and drop) **Save Order**

Test Name: BOY Exam

Test Content: Items 34 Passages 4 Graphics 0

Passage: From Frank Pearl in The Awful Waffle Kerfuffle

1 Read these sentences from paragraph 25.

Pop, pop, fizz, fizz. Fizzlers, wizzlers, and sizzlers popped and exploded like lava.

Source: TEA Item ID: 312326 SE Year: 2017 SE Course: ELA-Gr3 10D









imagery onomatopoeia simile

Notes: STAAR 05 2019 03 RE E 0 #01

2 How is paragraph 27 important to the story's plot?

Source: TEA Item ID: 312327 SE Year: 2017 SE Course: ELA-Gr3 8C

plot problem

- > Drag and drop items or passages to re-order
- > Click **Save Order**
- >  **Preview** items or Passage
- >  **Edit** items (user items only)
- >  **Print Preview** of Item or Passage
- >  **Delete** item or Passage
- > Click  **Add** to return to **Test Items** screen
- > Click  **View** at the top to preview test
- > Click  **Key** to view Test Key
- > Click to  **List** return to Test List







## Printing a Test

Test Items




Share
SE
Add
View
Print
Key
List

Test Name  
**BOY Exam**

Test Content  
Items **34** Passages **4** Graphics **0**

- > Click Print 
- > Drag and Drop numbers under **Outline** to re-order. Click page break icon to add page breaks. Click **Save**
- > Click  Options to set print Settings
- > Click  to print Test
- > Click  to download PDF

### Additional Icons

- > Click  Settings to edit Test Criteria
- > Click  Items to return to Item screen
- > Click  Search to return to Test List

Print Test

SE
Options
Settings
Items
Key
Search

Outline (40 items)

A Picture of Peace

1) 9D
2) 7A
3) 2A
4) 6D
5) 5F
6) 7C
7) 6C

Fire Birds

8) 5F
9) 2C
10) 5F
11) 6C
12) 5H
13) 6C

Save
Reset

PDF Document (18 pages)

jcq1hgiofs3fqbq4jghejejr.pdf
1 / 18
100%

Download
Print
More

Name: \_\_\_\_\_ Date: \_\_\_\_\_

EOY 6th Grade Exam

Read the selection and choose the best answer to each question. Then fill in the answer on your answer document.

A Picture of Peace

1 When she was just seven years old, Michelle knew with certainty that she wanted to be a photographer when she grew up. That year she received her first camera, a small disposable one to use on the family vacation. At first she randomly clicked the button, not giving much thought to what she was doing. When her father examined her blurred images and aimless shots, he advised Michelle to look through the lens and think about what the resulting picture would look like. The next day Michelle saw a family of ducks, and remembering what her father had said, she lay down on the ground and waited for a duckling to waddle near her. That picture still hangs on her bedroom wall.

2 Now, six years later, Michelle was attempting to capture a sunset for a local photography contest. She groaned as storm clouds rolled in before the sun had a chance to cast its vibrant colors across the sky.



3 "Mom, I don't think I'm ever going to get this shot!" Michelle complained, putting her camera equipment on the kitchen table and sighing with exasperation.

4 "Still no luck?" Mom asked. "Why don't you use one of your previous photographs? You have some captivating pictures on the computer."

5 "I can't—the contest rules specifically say the photos have to be taken with a traditional camera, not a digital one. We turn in the roll of film, it gets developed, and then we choose which picture we want to enter into the contest, just to make sure everything is fair."

© 2021 Region 7 Education Service Center. All Rights Reserved

## Test Library Icons

- > Search by **Language, Content Area, Course, Source and/or Name**
- > Click **New**  to create a new test
- > Click **Options**  to establish print settings for your test
- > Column header filters test by **Date** and **Test**
- > Test type definitions:
  - User - test created by Users (your DMAC Login)
  - Shared - test shared with you by someone in your district
  - TEA - released STAAR/TAKS test
  - TEKS-RS - TEKS Resource System items (district must have access to TEKS-RS items)
- > The colored boxes above the tests will populate with the amount of tests available for each test type

### Test Library

Language  
☒ English ☐ Spanish

Content Area  
English Language Art

Course  
ELA-Gr6

Source optional  
☐ User  
☐ Shared  
☐ TEA

Test Name optional

Keywords optional  

  
(comma separated values)

Search Reset























































Total 19

User 3

















Shared 0

TEA 16









☒ print to PDF  
☒ use new test builder

Date ▼	Source	Test Name	Courses	Items	
2020 Feb 18	User (645333)	Region 18 6th Mock checkpoint test	ELA-Gr6	30	        
2020 Feb 17	User (644934)	EOY 6th Grade Exam End of year exam	ELA-Gr6	7	        
2019 Oct 02	User (599046)	Benchmark 6th Grade RLA 991 First benchmark 6th Grade Reading RLA	ELA-Gr6	30	        
2019 May	TEA (619510)	STAAR 05 2019 06 RE E 0 2017 SEs	ELA-Gr6	40	        
2018 May	TEA (508484)	STAAR 05 2018 06 RE E 0	ELA-Gr6	40	        
2018 May	TEA (592768)	STAAR 05 2018 06 RE E 0 2017 SEs	ELA-Gr6	39	        

**Note:** Users can create custom tests in TAG or select from a library of pre-bundled assessments including TEA released tests


Date ▼	Source	Test Name	Courses	Items	
2020 Feb 18	User (645333)	Region 18 6th Mock checkpoint test	ELA-Gr6	30	       
2020 Feb 17	User (644934)	EOY 6th Grade Exam End of year exam	ELA-Gr6	7	       

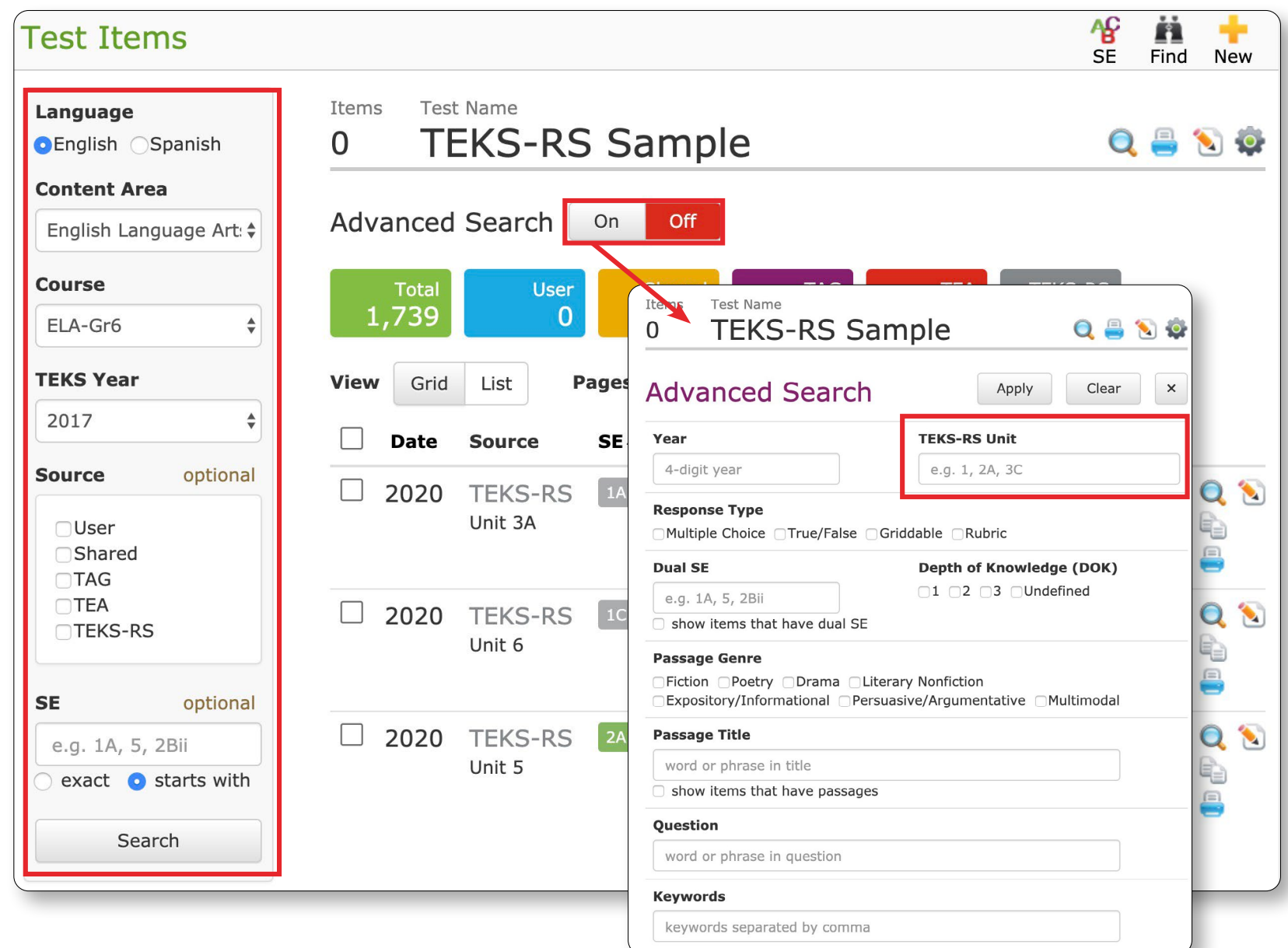
### Individual Test Icons

	Preview the test by clicking the <b>preview</b> icon.
	Click the <b>copy</b> icon to copy selected test. Name the new User test. It will open automatically to be edited modified.
	The <b>edit test</b> icon is used to <b>modify existing tests</b> . A user must be authorized to edit a test.
	The <b>print</b> icon is used to print the test. Refer to page 15 for printing instructions.
	<p>Export to TEKS button is used to create/open the TAG test key directly in TEKS. Click <b>Copy key and content</b> to activate test for Online Testing. Click check to review and approve content to preview test (required). <b>NOTE:</b> User must have rights to create TEKS keys. With proper authorization, the user can complete the <b>Test Key Header, Save</b>, set up online testing and test settings.</p> <div data-bbox="1876 1156 2535 1602"> <p><b>Copy to TEKS</b></p> <p><b>1. Select a copy option</b></p> <p><input type="radio"/> Copy key ONLY</p> <p><input checked="" type="radio"/> Copy key AND content (required for online testing)</p> <p><input type="checkbox"/> check to review and approve online content</p> <p><b>2. Select the response format</b></p> <p><input type="radio"/> Alternating (A-E, F-K)</p> <p><input type="radio"/> Non-alternating (A-E only)</p> <p>Copy Cancel</p> </div>
	Edit test criteria and Share test by clicking the <b>settings</b> icon.
	The <b>delete</b> icon is used to delete the test. (Note: District Administrators can delete tests for their district). After deleting, the test will no longer be available in the Test Library.
	The <b>key</b> is used to view/print the key for that test.

# Creating a TEKS-RS Test in TAG

## Creating a New TEKS-RS Test in TAG

- > Click **New**  New Icon on the Test Library page and complete test header information
  - > Select **Content Area** and **Course**
  - > Click **Search**
  - > Click **On** by **Advanced Search**
  - > Enter TEKS-RS Unit
  - > Click **Apply**
- Note:** Only the items assigned to that unit will appear.



**Test Items**

Language: ☒ English ☐ Spanish

Content Area: English Language Art

Course: ELA-Gr6

TEKS Year: 2017

Source: ☐ User ☐ Shared ☐ TAG ☐ TEA ☒ TEKS-RS

SE: e.g. 1A, 5, 2Bii ☐ exact ☒ starts with

Search

Items: 0 Test Name: TEKS-RS Sample

Advanced Search: ☒ On ☐ Off

View: Grid List Pages

Date	Source	SE
<input type="checkbox"/> 2020	TEKS-RS Unit 3A	1A
<input type="checkbox"/> 2020	TEKS-RS Unit 6	1C
<input type="checkbox"/> 2020	TEKS-RS Unit 5	2A

**Advanced Search**

Year: 4-digit year

TEKS-RS Unit: e.g. 1, 2A, 3C

Response Type: ☐ Multiple Choice ☐ True/False ☐ Griddable ☐ Rubric

Dual SE: e.g. 1A, 5, 2Bii ☐ show items that have dual SE


Depth of Knowledge (DOK): ☐ 1 ☐ 2 ☐ 3 ☐ Undefined

Passage Genre: ☐ Fiction ☐ Poetry ☐ Drama ☐ Literary Nonfiction ☐ Expository/Informational ☐ Persuasive/Argumentative ☐ Multimodal

Passage Title: word or phrase in title ☐ show items that have passages

Question: word or phrase in question

Keywords: keywords separated by comma

- Check boxes by items to add to test. Check the top box to add all the items in your search at once (items will automatically save, and the number will update at the top as you add)
- Click  to Reorder. Drag and drop, click **Save Order**
- Complete **editing** and **printing** using icons in top Test Bar

### Test Items

**Language**

☒ English ☐ Spanish

**Content Area**

English Language Art: ▾

**Course**

ELA-Gr6 ▾

**TEKS Year**

2017 ▾

**Source** optional

☐ User  
☐ Shared  
☐ TAG  
☐ TEA  
☐ TEKS-RS

**SE** optional

Items **3** Test Name **TEKS-RS Sample**

Advanced Search ☒ On ☐ Off

✖ TEKS-RS

Total 27 User 0 Shared 0 TAG 0 TEA 0 TEKS-RS 27

View ☒ Grid ☐ List Pages 1

<input type="checkbox"/>	Date	Source	SE ▲	DOK	Question
<input checked="" type="checkbox"/>	2020	TEKS-RS Unit 4	2B		Use Jeff's letter to answer this question. In paragraph 4, the word rendition means — <a href="#">8th Grade Graduation Trip Letters (Paired)</a>
<input checked="" type="checkbox"/>	2020	TEKS-RS	2B		Use Kennedy's letter to answer this question. In paragraph 1, the word proposition means —

### Test Name: TEKS-RS Sample

Test Content: Items **3** Passages **1** Graphics **0**

Reorder **Items** Passages/Graphics (drag and drop) Save Order

**Passage: 8th Grade Graduation Trip Letters (Paired)**

- Use Jeff's letter to answer this question.

In paragraph 4, the word rendition means —

Source	Item ID	SE Year	SE Course	
TEKS-RS	316274	2017	ELA-Gr6	2B
- Use Kennedy's letter to answer this question.

In paragraph 1, the word proposition means —

Source	Item ID	SE Year	SE Course	
TEKS-RS	316287	2017	ELA-Gr6	2B
- Use Jeff's letter to answer this question.









Paragraph 4 supports Jeff's argument by —

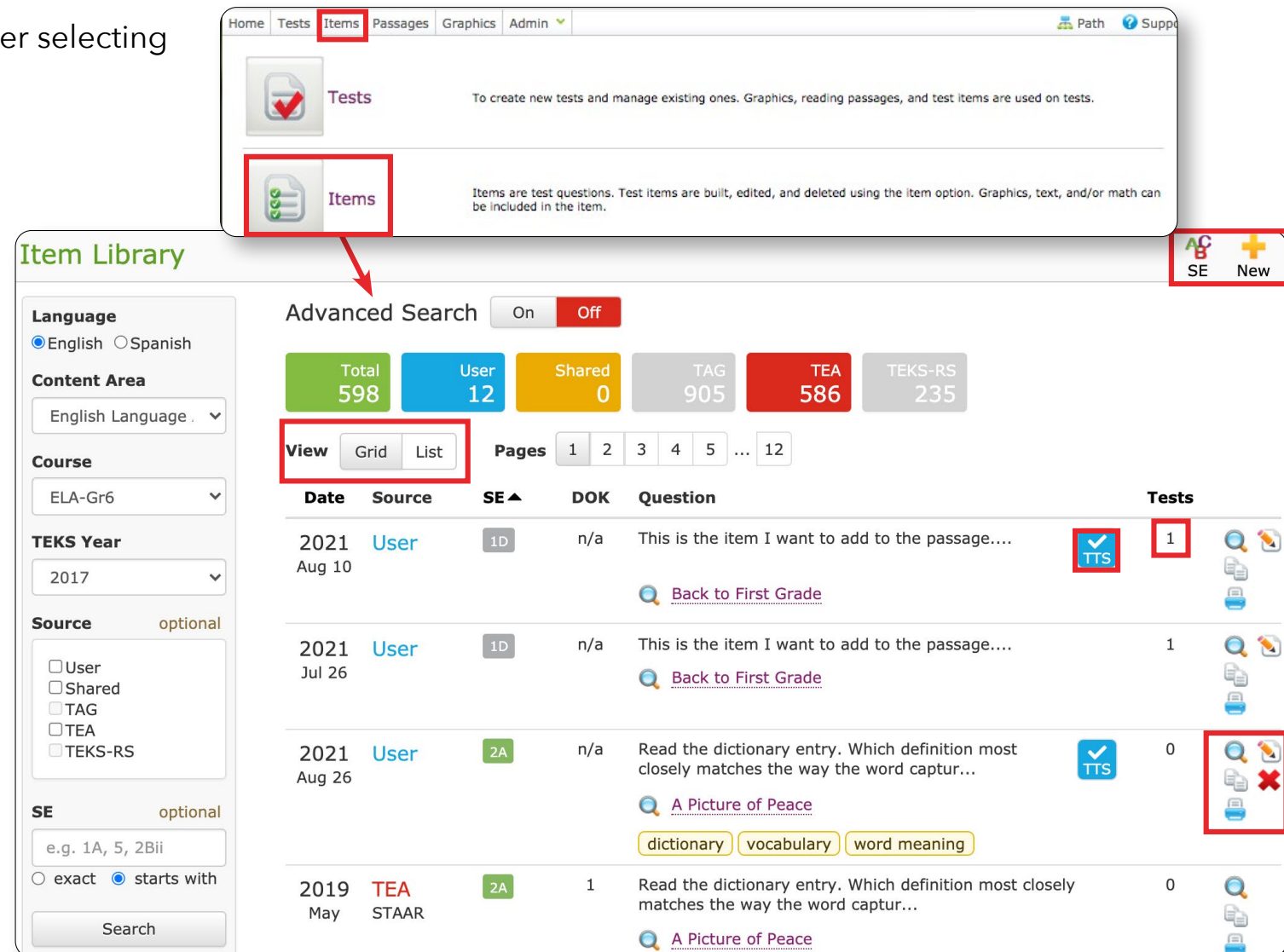
Source	Item ID	SE Year	SE Course	
TEKS-RS	316284	2017	ELA-Gr6	5F



# Items in TAG


Once you've entered the TAG application, click **Items**. After selecting the content/course information, a list of items will appear.

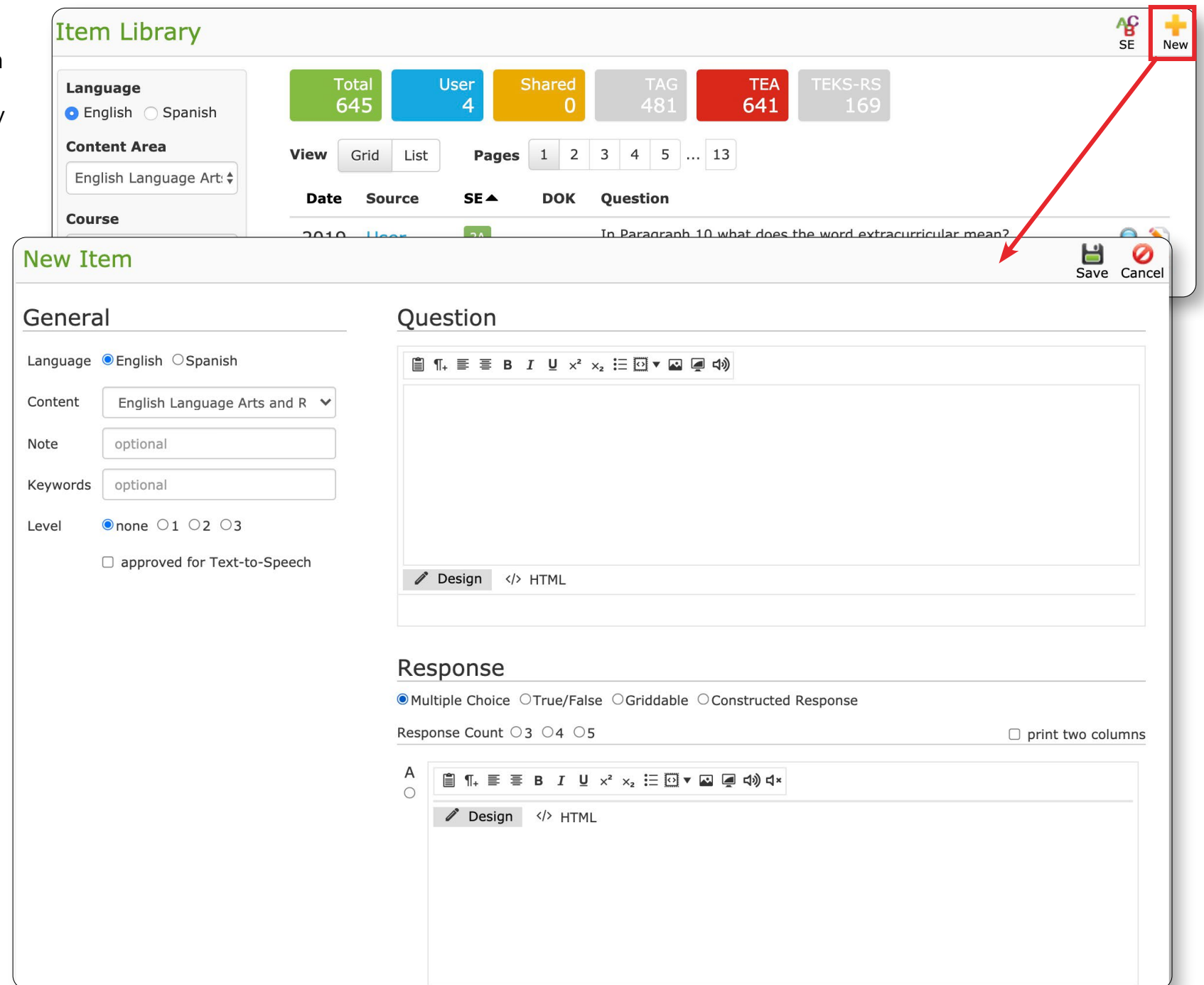
- >  **SE** - View SE Summary
- >  **New** Item
- > Search by **Language, Content Area, Course, TEKS Year, Source** and/or **SE**
- > Turn **Advanced Search** on to Filter by **Year, TEKS-RS Unit, Item Type, DOK, Dual SE, Passage Genre, Passage Title, Question, Keywords** and/or the number of **Tests** the item appears in. **Clear** to reset
- > The colored boxes above the items will populate with the number of items available by source.
- > **SE** details will be listed in the item. Click **Passage name** under question to view related items
- > Switch to **List** view to see entire question with answer choices
- >  - Item has been approved for Text-to-Speech. Click to review item.
- > Item list icons
  -  **Preview** item or passage
  -  **Edit** an item created by the user
  -  **Copy** item to modify
  -  **Delete** an item created by the user
  -  **PDF View** of the item





## Creating new TAG user Items

- > Click on **New**  to add a new item
- > **NOTE:** Any original items added by a DMAC user in TAG are accessible only by that individual



**Item Library**

Language: ☒ English ☐ Spanish

Content Area: English Language Arts

Course: 2010

Total: 645 User: 4 Shared: 0 TAG: 481 TEA: 641 TEKS-RS: 169

View: Grid List Pages: 1 2 3 4 5 ... 13

Date Source SE DOK Question

In Paragraph 10 what does the word extracurricular mean?

Save Cancel

**New Item**

**General**

Language: ☒ English ☐ Spanish

Content: English Language Arts and R

Note: optional

Keywords: optional

Level: ☒ none ☐ 1 ☐ 2 ☐ 3

☐ approved for Text-to-Speech

**Question**

Design </> HTML

**Response**

☒ Multiple Choice ☐ True/False ☐ Griddable ☐ Constructed Response

Response Count: ☐ 3 ☐ 4 ☐ 5






☐ print two columns

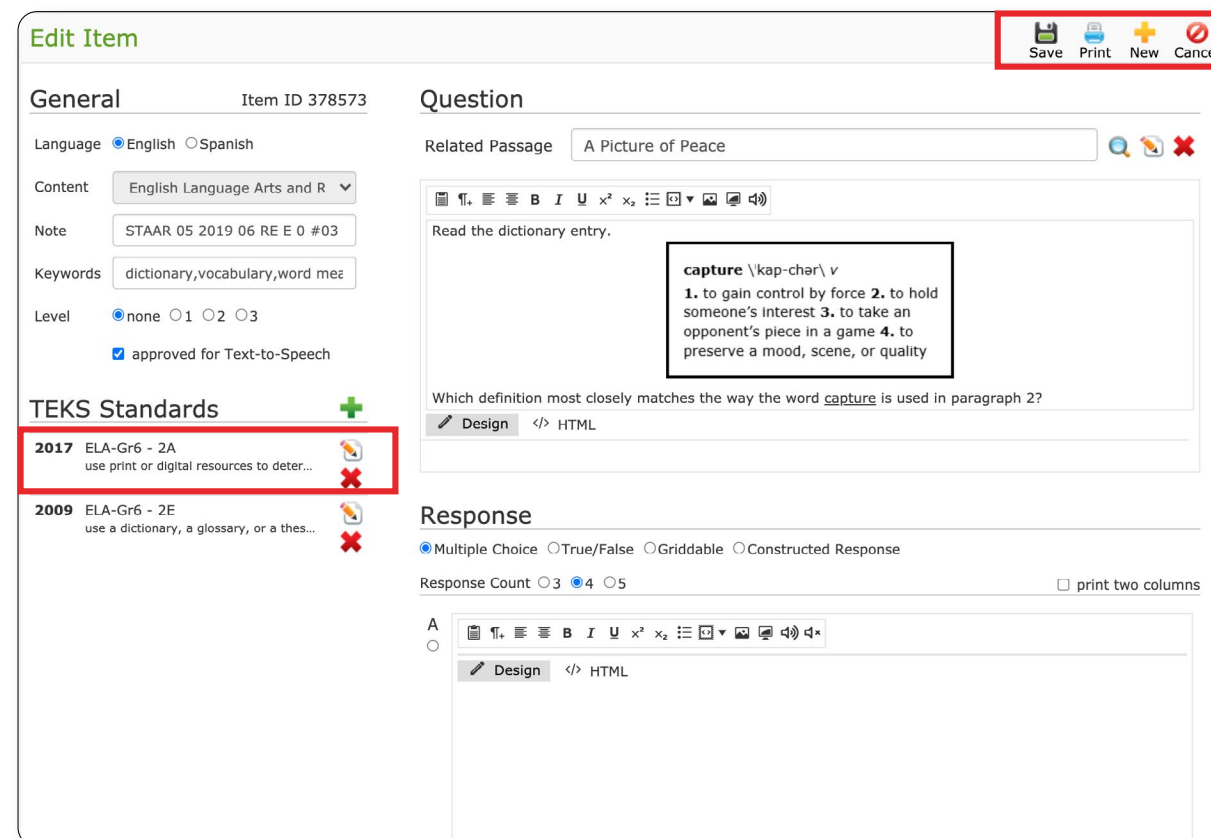
A

Design </> HTML

## Items

The user will complete the **General**, **Standards** and **Question** information for the item.

- > Complete the **General** information fields that are required, plus any other fields
- > Check to approve for Text-to-Speech
- > If the item is related to a passage or graphic click **+ Add Related** > choose passage/graphic > enter partial word or phrase > click **Search** > select image/passage
- > Click inside the boxes to enter the **Question** and **Responses**
- > Select the **Response type**, **Response Count** and **Correct Answer** using radio buttons
- > Select **Save**  to save all changes for the item. **NOTE: Save often so you don't lose your work!**
- > Select TEKS (option available after you save required fields)
  - A list of SEs for the selected **Content Area** and **Course** will appear. You may also choose to Dual Code the SE. Select SE's and click **apply**
  - Click **edit**  to change or update the SE or **delete**  to remove it. Click **Save**
- > **Print**  will not be available until the user creates an item and saves the information
- > Select **New**  to add an additional item to the bank



**Edit Item** Item ID 378573

Language ☒ English ☐ Spanish

Content English Language Arts and R



Note STAAR 05 2019 06 RE E 0 #03



Keywords dictionary, vocabulary, word me

Level ☒ none ☐ 1 ☐ 2 ☐ 3

☒ approved for Text-to-Speech

**TEKS Standards**

2017 ELA-Gr6 - 2A use print or digital resources to deter...  

2009 ELA-Gr6 - 2E use a dictionary, a glossary, or a thes...  



**Question**

Related Passage A Picture of Peace

Read the dictionary entry.

**capture** \kap-char\ v  
 1. to gain control by force 2. to hold someone's interest 3. to take an opponent's piece in a game 4. to preserve a mood, scene, or quality

Which definition most closely matches the way the word capture is used in paragraph 2?



 Design  HTML

**Response**

☒ Multiple Choice ☐ True/False ☐ Griddable ☐ Constructed Response

Response Count ☐ 3 ☒ 4 ☐ 5 ☐ print two columns

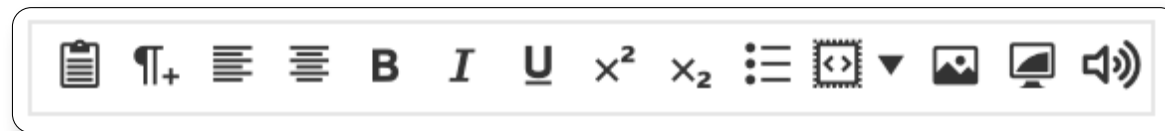
A

 Design  HTML

Save Print New Cancel

## Editing Text & Uploading Graphics


A text editor box is available in the question or answer text boxes with features used to customize the item.



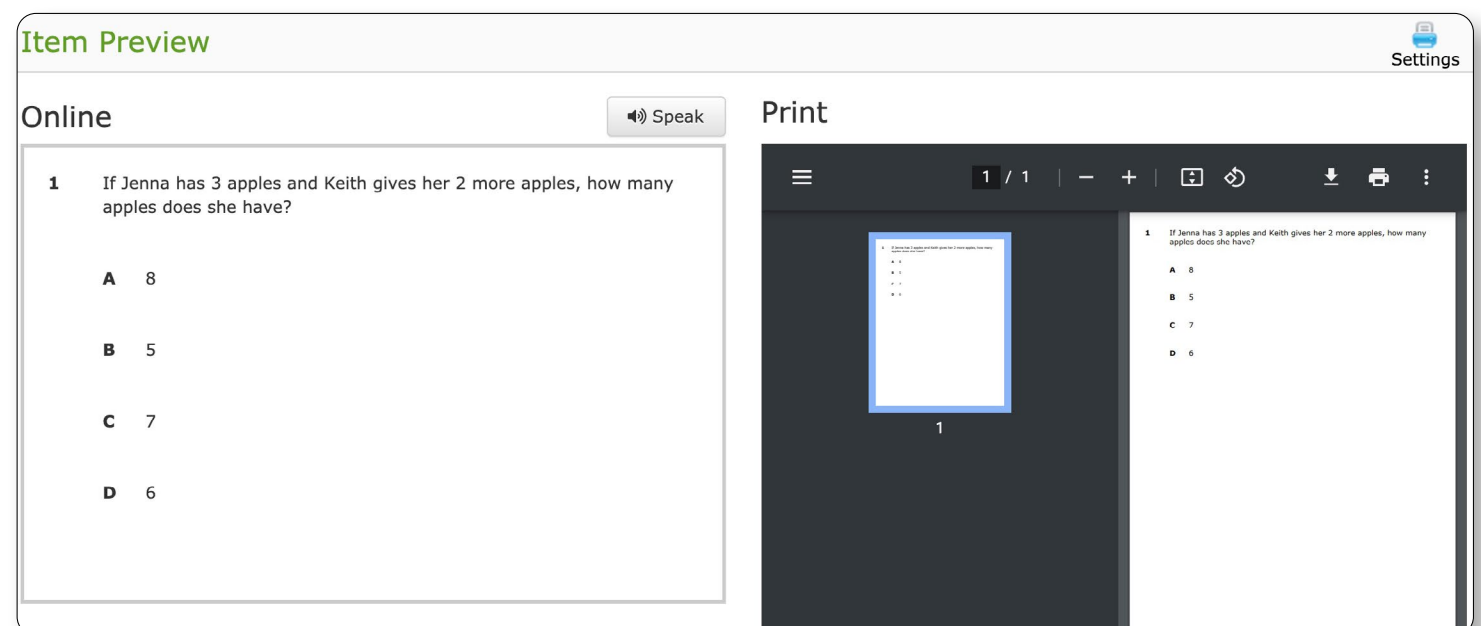
- > View full screen mode for item entry.
- > **Upload a graphic** that has been saved on the computer.



- Locate the graphic by clicking **Browse**.
  - Click **Insert**. The graphic will be placed in the question or response box
  - **IMPORTANT:** The graphic must be saved as a gif, png, jpg or jpeg. Insert graphic(s) in size they will be used in the item (max size 675 pixels x 875 pixels). Black and white and grayscale graphics print with the best quality.
- > Preview the question and answer using Text-to-Speech (Online Testing feature)








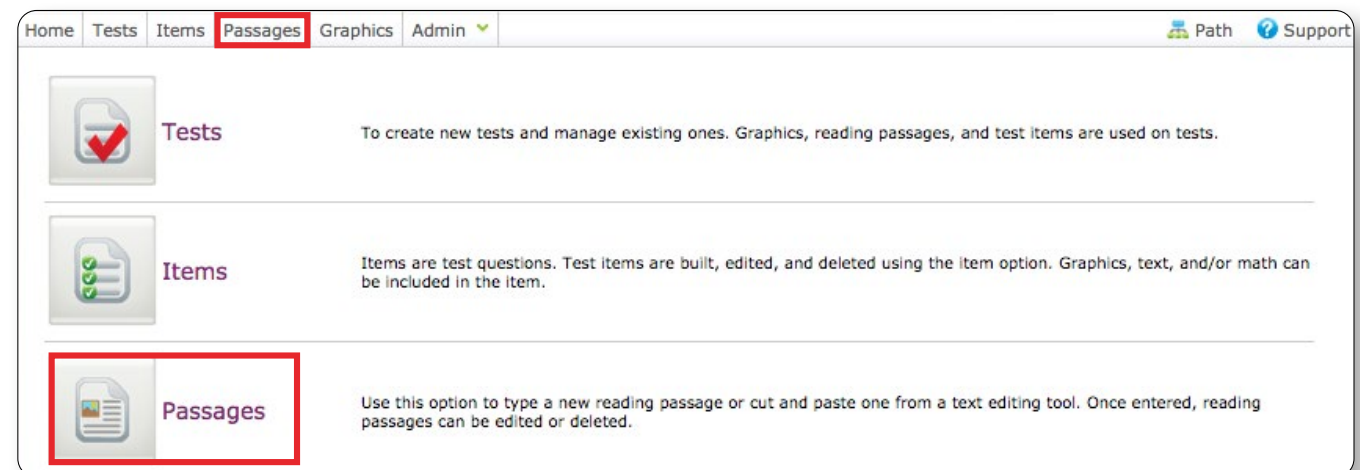
- > Click **Save**.
- > The **Print** icon will be available for all **saved** items (click back browser arrow to return to previous page). Click Speak to preview what the item will sound like for Text-to-Speech (Online Testing)
- > Click **Cancel** to return to **List of Items** page



# Passages in TAG

From the **Home Screen**, choose **Passages**. After choosing the content/course information, a list of passages will appear.

- Search by **Language**, **Content Area**, **Source**, **Name** and/or **SE**
- **Reset** the List of Passages screen to original list (clears all filters)
- **Click Advanced Search** to Filter by **Year**, **Genre**, **Readability**, **TEA Assessment**, and /or **TEKS-RS Unit**. **Clear** to reset
- Statistics shows information related to passage
- The colored boxes above the passages will populate with the amount of tests available by source
- SE and Genre details are listed below passage
- Passage list icons
  -  **Preview** passage
  -  **Edit** a passage created by the user
  -  **Preview** and edit related items
  -  **Delete** a passage created by the user
  -  **Copy** passage to modify



**Passage Library**

**Search**

Language: ☒ English ☐ Spanish

Content Area: English Language Art

Course: ELA-Gr4

Source: optional

☐ User ☐ TAG ☐ TEA ☐ TEKS-RS

Name: optional

SE: optional

Advanced Search:

**Statistics**

Total	User	TAG	TEA	TEKS-RS
179	0	56	102	21

Pages: 1 2 3 4

Date	Source	Passage	Statistics
2016 May	TEA STAAR (30261)	2016 STAAR A Book for Jonah & Fruit for All (Paired Passage) Expository/Informational 2B (1) 6F (4) 7C (2) 7D (1) 10 (1) 11 (4) 11A (3) Fig19D (5) Fig19F (4)	Words: 641 Items: 13 Tests: 167 Readability: 6
2016 May	TEA STAAR (30262)	2016 STAAR Dumpling Days (copyright) Fiction 2B (1) 6 (1) 6A (1) 6B (2) 7D (1) 8A (2) 10D (2) Fig19E (1)	Words: 56 Items: 7 Tests: 84 Readability: none
2016 May	TEA STAAR (30263)	2016 STAAR Flying Lesson Poetry 2E (1) 3 (2) 4 (1) 4A (3) 8A (2) Fig19D (3)	Words: 153 Items: 7 Tests: 174 Readability: none
2016 Apr 19	TAG (20042)	LITTLE MASTER TO HIS BIG DOG (Public Domain) Poetry 2B (2) 4 (6) 4A (1) Fig19D (6)	Words: 255 Items: 9 Tests: 48 Readability: none

## Adding Passages in TAG

> Click  New


- > Select **Language**
- > Name Passage
- > Select if it is a **Paired Passage**
- > Check box if it is a **Revise and Edit** Passage
- > Select **Content Area**, **Course**
- > **Genre** and **Readability** are optional
- > Click **Save**

Passage Library

Search

Language

Total	User	TAG	TEA	TEKS-RS
179	0	56	102	21

 New

New Passage Cancel

**Language**  
☒ English ☐ Spanish

**Title**

**Paired Passage** **Format**  
☐ Yes ☒ No ☐ Revise and Edit

**Content Area**

**Course**

**Genre**

**Readability** (0.0 and 25.0)

## Edit Passage

Print
 Save
 Cancel

**Name**

**Directions**

Read the selection and choose the best answer to each question.

**Introduction**

Candice's science teacher has asked her to write about an important geographical region. Read Candice's paper and think about the revisions that she should make. When you finish reading, answer the questions that follow.

**Selection(s)**

### The Great Barrier Reef

(1) One of nature's most amazing structures is a maze of islands and coral. (2) The Great Barrier Reef, an ecosystem of a combined 3,000 coral reefs, sits off the northeastern coast of Australia in the Pacific Ocean. (3) Located within the much larger Great Barrier Reef Marine Park, the reef is the largest geographical formation of living organisms in the world. (4) It hosts many types of water habitats, making it home to diverse marine life. (5) This colorful

**Language** English

**Readability** optional

**Paired Passage**

☐ Yes ☒ No

**Format**

☐ Revise and Edit

**Text to Speech**

☒ Read Introduction

☒ Read Selection(s)

☒ Read Item Question/Choices

\* directions are always read

**Content Area**

English Language Arts and Readii

**Course**

EngI

**Genre**

[optional]

- > Enter passage. The text editor has features to allow the user to customize the passage. (See Editing Text and Uploading Graphics)
- > Edit details to the right of the passage window
- > **Text to Speech** selections will be utilized with Online Testing in TEKScore
- > Click **Save**
- > Return to List of Passages