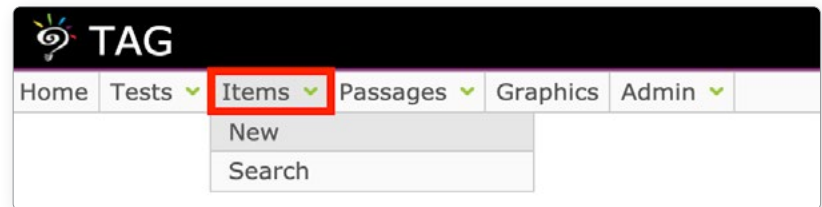




User Items in TAG

Last revised on: October 11, 2021 3:40 PM

NOTE: Schools have the ability to enter their own assessment items (purchased or original) to the online TAG Test Item Bank. Content added by a DMAC user is accessible only by that individual login.




Adding new content

New Items:

From the top navigation bar in TAG, select Items and **New**.

Complete the **General** section.

- > **Language** - English or Spanish.
- > **Content** - Select from drop-down.
- > **Note** - Add notes to help identify items. This could include units, teacher's names, etc.
- > **Keywords** - Separate words with commas. Each keyword becomes a filter on the Item Search page.
- > **Level** - Assign a Depth of Knowledge (DOK) level.
- > **Approved for Text-to-Speech** - Checking this box will activate the TTS icon on the Item Library/Search page. Ensure content sounds correct by testing it with the  icon on the Question and Responses sections.

New Item

General

Language English Spanish

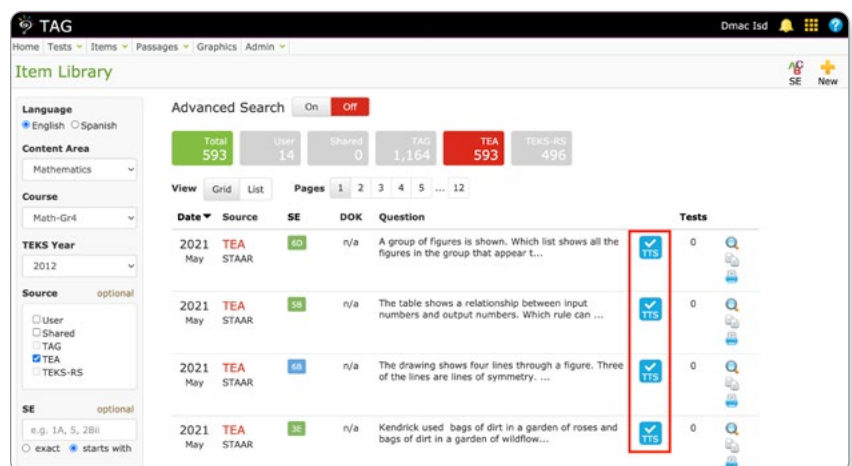
Content

Note

Keywords

Level none 1 2 3

approved for Text-to-Speech



Date	Source	SE	DOK	Question	TTS	Tests
2021 May	TEA STAAR	60	n/a	A group of figures is shown. Which list shows all the figures in the group that appear L...	<input checked="" type="checkbox"/>	0
2021 May	TEA STAAR	58	n/a	The table shows a relationship between input numbers and output numbers. Which rule can ...	<input checked="" type="checkbox"/>	0
2021 May	TEA STAAR	68	n/a	The drawing shows four lines through a figure. Three of the lines are lines of symmetry. ...	<input checked="" type="checkbox"/>	0
2021 May	TEA STAAR	35	n/a	Kendrick used bags of dirt in a garden of roses and bags of dirt in a garden of wildflow...	<input checked="" type="checkbox"/>	0

Adding new content *(continued)*

Question:

Copy/paste or type text. Use icons for the following:

- > - Paste Plain Text
(recommended for all content)
- > - Add a new paragraph
- > - Left align
- > - Center align
- > **B** - Bold text
- > *I* - Italicize text
- > U - Underline text
- > x^2 - Superscript
- > x_2 - Subscript
- > - Bulleted List
- > - Insert a Hyphen, Minus sign, En dash or Em dash *(don't use keyboard for these symbols)*.
- > - Add Image (PNG)
must not exceed max height and width of 675 X 875.
- > - View Full Screen
- > - Test how text is read for TTS.
Note: To add Text-to-Speech to images, right click on them and click **Properties**. Text added under **Alt Text** will read aloud.

Response:

Select Response Type (Multiple Choice; True/False; Griddable; Constructed Response).

- > **Multiple Choice:** Select Response Count (3, 4 or 5 answer choices) and click on radio button next to the correct answer (highlights correct answer choice in green).

Question

The table shows the relationship between the numbers of soft pretzels customers bought at a store and the total cost of the pretzels in dollars.

Soft Pretzels	
Number of Soft Pretzels, x	Total Cost, y (dollars)
1	3.50
2	7.00

Right click on graphics; Select Properties to add TTS to images.

Design </> HTML

DIV > RemoveElement
Click to remove unwanted styling/code that could change the way items appear.

Response

Multiple Choice
 True/False
 Griddable
 Constructed Response

Response Count 3 4 5 print two columns

A

Soft Pretzels

Design </> HTML

B

Soft Pretzels

Design </> HTML

C

Soft Pretzels

Design </> HTML

Design </> HTML

Response (continued)

- > **True/False:** Select True or False.
- > **Griddable:** Enter correct answer; select format from drop-down and make sure the Preview looks accurate. Answers must be numeric.
- > **Constructed Response:** Select Max Rubric Score; Response length (Essay or Short Answer); and enter any instructions or notes on the Rubric Scoring Instructions. Information entered appears on the test key.

Save Item & Select Standards

- > Confirm that Question/Response stems look accurate and test for TTS, if needed.
- > **Save** (top right of page).
- > Select **TEKS Standards** based on the subject area/grade.
- > **Add**, **Edit** or **Delete** standards on the left of the screen after saving.

Response

Multiple Choice
 True/False
 Griddable
 Constructed Response

Correct Response

True (A/F)
 False (B/G)

Response

Multiple Choice
 True/False
 Griddable
 Constructed Response

Griddable Correct

(max 8 chars)

Griddable Format

Preview

Response

Multiple Choice
 True/False
 Griddable
 Constructed Response

Max Rubric Score

1
 2
 3
 4
 5
 6
 7
 8
 9

Response Length (max characters)

Essay (1,750)
 Short Answer (675)

Rubric Scoring Instructions (optional, printed on the test key)

Design </> HTML

Home Tests Items Passages Graphics Admin

New Item

Item ID 398505

Language English Spanish

Content

Note

Keywords

Level none 1 2 3

approved for Text-to-Speech

Question

Students list resources that are used to heat buildings.

- Wood
- Coal
- Natural gas
- Petroleum
- Solar energy

Which of these tables correctly classifies the resources?

Response

Multiple Choice
 True/False
 Griddable
 Constructed Response

Response Count 3 4 5

TEKS Standards

Content Area

Adopted Year 2017 2015 2010 1998

Primary Course

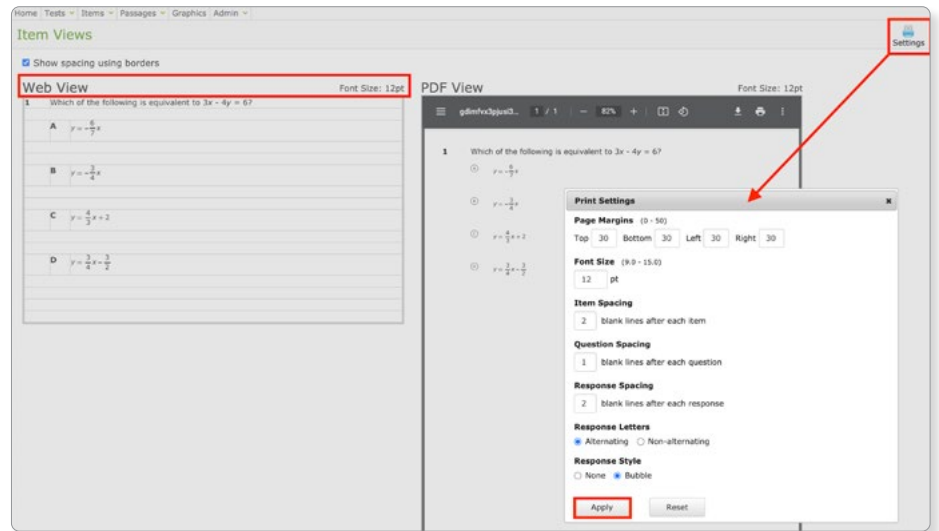
Primary SE

Dual Course

Dual SE

Best Practices for Images (Graphics in TAG)

- > Click **Print** to view individual items as Web View or PDF View.
- > Click **Settings** to update margins, font size or spacing.
- > When inserting images into a question or response with the - **Add Image** icon, format images as a .png - *must not exceed max height and width of 675 X 875* in order to fit the screen for online tests.



Math Equations

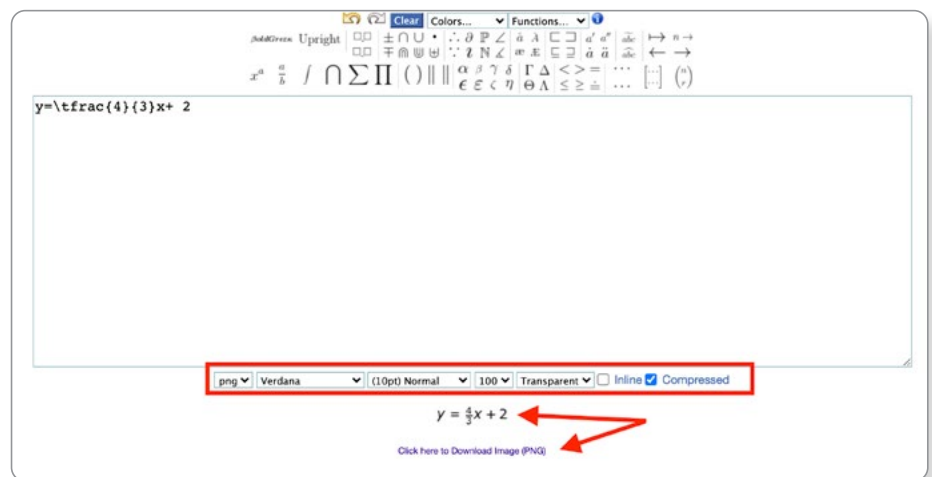
- > The following website is a free resource to generate equations for Math items:
<https://latex.codecogs.com/eqneditor/editor.php>

Choose the following options under equation creator and select **Click here to Download Image (PNG)**:

- * **PNG (format)**
- * **Verdana (font)**
- * **10 or 12 pt Font**
- * **100 (size)**
- * **Transparent**
- * **Compressed**

> **IMPORTANT:**

Do not copy and paste code for an equation into TAG. Save all equations as separate PNG images and use the - **Add Image** icon on the question or response to upload graphics.



Text-to-Speech (TTS)

- To ensure assessment items are optimized for online tests, don't forget to test how each question sounds when read aloud for Text-to-Speech (TTS) by clicking the TTS icon for the question and responses. Right click on each image and add Alt Text if you want descriptions of the graphics to read aloud.
- Click **Save** (top right of page) after any changes.
- Click **Print** to view how items will look online or to print a copy of an item.

General Item ID 369489

Language English Spanish

Content Mathematics

Note STAAR 04 2019 05 MA E 0 #14

Keywords order, table

Level none 1 2 3

approved for Text to Speech

TEKS Standards

2012 Math-Gr5 - 2B compare and order two decimals to th...

Question

Four students are traveling to a math contest. The table shows the weights of the four students' suitcases.

Student	Weight of Suitcase (pounds)
Juan	21.605
Tiana	24.8
Kimberly	21.48
Ernest	24.75

Response

Multiple Choice True/False Griddable Constructed Response

Response Count 3 4 5

print two columns

Question

The weekly rainfall totals for 4 cities are listed in the table below.

City	Rainfall (inches)
Lakeside	0.4
Mountain View	4.0
Pine Valley	0.04
Westside	0.004

Properties...

Width 251 px Height 191 px

Alignment X

Alt Text Weekly Rainfall Totals. City. Rainfall in Inches. Lakeside. 0.4. Mountain View. 4.0. Pine Valley. 0.04. Westside. 0.004.

OK Cancel