

DMAC Snapshot Data

DMAC Solutions® supports a special upload function used to identify students enrolled at a district and campus at the time of snapshot. This snapshot data – generated and provided by the district – can be applied to existing reports as an additional means for measuring performance.

NOTE: DMAC does not promote or support the use of this data as a predictor for accountability purposes.

Data File

A data file is required to identify snapshot students in DMAC. This file contains a record (line) for each student included in the snapshot for the entire district.

File Format: ASCII delimited text file
Field Delimiter: Comma {,}
Record Delimiter: Carriage Return and Line Feed {CR}{LF}
Text Qualifier: None

The data file must contain a single record with two values for each student in the snapshot where:

- Field 1 - Student ID is the student's Social Security number or state-approved alternate identification number
- Field 2 - Campus ID is the student's campus identifier on the snapshot date.

Column headers are allowed but will be reported as an error (will not prevent update).

Sample Data File

```
999401632,999940001
999401633,999940001
999401634,999940001
999401635,999940001
999401636,999940001
999401637,999940001
999401638,999940001
999401639,999940001
999401640,999940001
999401641,999940001
999401642,999940001
999401643,999940001
999401644,999940041
999401645,999940041
999401646,999940041
999401647,999940041
999401648,999940041
999401649,999940041
999401650,999940041
999401651,999940041
999401652,999940041
```

Data File Errors

All snapshot data files are validated for errors before importing. While a data file with errors can still be imported, any record that contains one of the errors described below will not be imported.

Empty Record - a blank line found in the data file.

Missing Field Delimiter - the record does not contain the required field delimiter

Invalid Record - the record was not formatted properly; two values separated by a comma

Invalid Student ID - the value for student ID is not nine characters.

Invalid Campus ID - the value for campus ID is not nine characters.

Duplicate Record - more than one record with the same student ID was found.

Unknown Campus - the record's campus ID does not match any of the campuses in DMAC.

Importing Data

Snapshot data can be updated at any time through Utilities. Since this operation affects the entire district, only the district administrator or district manager can import snapshot data.

There are two screens in Utilities that allow users to view and update snapshot data. The first screen (Figure 1) allows any user to view the current snapshot numbers compared to the current enrollment. The second screen (Figure 2) validates and updates the snapshot data from a newly uploaded file.


A file with errors may still be imported. It is up to the user to determine the validity of the data and if a data file with errors should be imported.

All data successfully imported through a snapshot update is immediately available for use throughout DMAC.

Figure 1. Snapshot Summary



Snapshot Summary			Import History		
Campus	Enrolled	Snapshot	Date/Time	Records	Errors
001 DMAC High	710	0	Nov 14 @ 3:47 PM	3	0
041 DMAC Middle School	611	0	Jul 10 @ 10:20 AM	0	0
101 DMAC ELEMENTARY	1,345	2	Jul 3 @ 10:03 AM	21	0
			Jul 3 @ 10:01 AM	21	0
			Jun 27 @ 2:09 PM	12	12
			May 28 @ 8:15 PM	2,781	0
			May 28 @ 8:13 PM	2,781	0

Figure 2. Snapshot Import



Snapshot Import

DMAC ISD

Import Help

File Summary

Campus	Enrolled	Snapshot	Pending
001 DMAC High	710	0	0
041 DMAC Middle School	611	0	0
101 DMAC ELEMENTARY	1,345	2	0

File Info

Size: 644 B

Records: 2

Errors: 2

File Errors

Count	Description
2	Invalid snapshot record.